
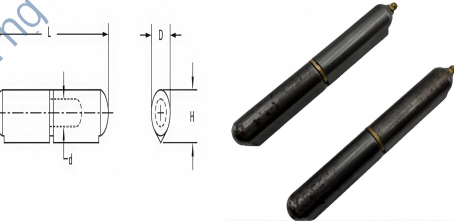
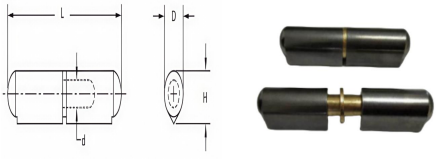

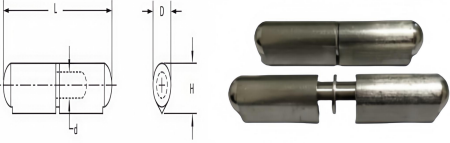
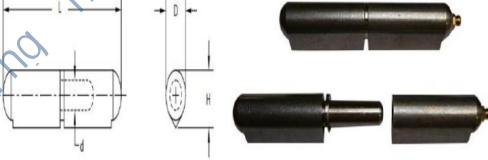


Weld-on Bullet Hinges

Weld-on Bullet Hinges											
1		DESCRIPTION	MATERIAL	L	H	D	d	Carton /Qty	Weight Max capacity(Per Pair)	Weight(g)	
				steel	40	10	8	5	1000	52kg	23
				steel	50	10	8	5	800	68kg	28
				steel	60	C	10	6	500	84kg	36
				steel	70	13	12	6	300	84kg	50
				steel	80	15.5	13	8	250	136kg	81
				steel	100	20	16	10	125	200kg	153
				steel	120	20	16	10	100	200kg	191
				steel	135	22	18	12	70	249kg	282
				steel	150	25	20	13	50	295kg	365
				steel	180	25	20	13	40	295kg	428
				steel	200	28	23	16	30	363kg	642
2		DESCRIPTION	MATERIAL	L	H	D	d	Carton /Qty	Weight Max capacity(Per Pair)	Weight(g)	
				steel	60	12	10	6	500	84kg	36
				steel	70	13	12	6	300	84kg	50
				steel	80	15.5	13	8	250	136kg	81
				steel	100	20	16	10	125	199kg	153
				steel	120	20	16	10	100	199kg	190
				steel	135	22	18	12	70	249kg	282
				steel	150	25	20	13	50	294kg	365
				steel	180	25	20	13	40	295kg	428
				steel	200	28	23	16	30	362kg	642

3	PICTURE	DESCRIPTION	MATERIAL	L	H	D	d	Carton /Qty	Weight Max capacity(Per Pair)	Weight(g)
		Steel Body Brass Pin&Bushing	steel	40	10	8	5	1000	52kg	23
steel			50	10	8	5	800	68kg	28	
steel			60	12	10	6	500	84kg	36	
steel			70	13	12	6	300	84kg	50	
steel			80	15.5	13	8	250	136kg	81	
steel			100	20	16	10	125	200kg	150	
steel			120	20	16	10	100	200kg	189	
steel			135	22	18	12	70	249kg	280	
steel			150	25	20	13	50	295kg	365	
steel			180	25	20	13	40	295kg	428	
steel			200	28	23	16	30	363kg	630	
4	PICTURE	DESCRIPTION	MATERIAL	L	H	D	d	Carton /Qty	Weight Max capacity(Per Pair)	Weight(g)
		Steel Body Brass Pin&Bushing Brass Grease Fitting	steel	60	12	10	6	500	84kg	36
steel			70	13	12	6	300	84kg	50	
steel			80	15.5	13	8	250	136kg	81	
steel			100	20	16	10	125	199kg	153	
steel			120	20	16	10	100	199kg	190	
steel			135	22	18	12	70	249kg	280	
steel			150	25	20	13	50	294kg	365	
steel			180	25	20	13	40	295kg	428	
steel			200	28	23	16	30	362kg	642	

7	PICTURE	DESCRIPTION	MATERIAL	L	H	D	d	Carton /Qty	Weight Max capacity(Per Pair)	Weight(g)
		316 Stainless Steel Body, Pin&Bushing	316	40	10	8	5	600	52kg	23
316			50	10	8	5	500	59kg	28	
316			60	12	10	6	500	70kg	36	
316			70	13	12	6	300	70kg	50	
316			80	15.5	13	8	250	124kg	81	
316			100	20	16	10	125	211kg	153	
316			120	20	16	10	100	246kg	191	
316			135	22	18	12	70	281kg	282	
316			150	25	20	13	50	381kg	365	
316			180	25	20	13	40	385kg	428	
316			200	28	23	16	30	650kg	642	

8	PICTURE	DESCRIPTION	MATERIAL	L	H	D	d	Carton /Qty	Weight Max capacity(Per Pair)	Weight(g)
		316 Stainless Steel Body, Pin&Bushing, Brass Grease Fitting	316	60	12	10	6	500	59kg	36
316			70	13	12	6	300	70kg	50	
316			80	15.5	13	8	250	124kg	81	
316			100	20	16	10	125	211kg	153	
316			120	20	16	10	100	246kg	190	
316			135	22	18	12	70	281kg	282	
316			150	25	20	13	50	381kg	365	
316			180	25	20	13	40	381kg	428	
316			200	28	23	16	30	650kg	642	

	PICTURE	DESCRIPTION	MATERIAL	L	H	D	d	Carton /Qty	Weight Max capacity(Per Pair)	Weight(g)
9		6061 Aluminum Body, 304 Stainless Steel Pin&Bushing	Aluminum	60	12	10	6	500	90kg	15
			Aluminum	80	15.5	13	8	250	109kg	40
			Aluminum	100	20	16	10	125	226kg	74
			Aluminum	120	20	16	10	100	226kg	81
			Aluminum	135	22	18	12	70	250kg	140
			Aluminum	150	25	20	13	50	250kg	160
			Aluminum	180	25	20	13	40	263kg	175
			Aluminum	200	28	23	13	30	272kg	297
	PICTURE	DESCRIPTION	MATERIAL	L	H	D	d	Carton /Qty	Weight Max capacity(Per Pair)	Weight(g)
10		6061 Aluminum Body, 304 Stainless Steel Pin&Bushing Brass Grease Fitting	Aluminum	60	12	10	6	500	90kg	15
			Aluminum	80	15	14	8	250	109kg	40
			Aluminum	100	20	16	10	125	226kg	74
			Aluminum	120	20	16	10	100	226kg	81
			Aluminum	135	22	18	12	70	250kg	140
			Aluminum	150	25	20	13	50	250kg	160
			Aluminum	180	25	20	13	40	263kg	175
			Aluminum	200	28	23	13	30	272kg	297